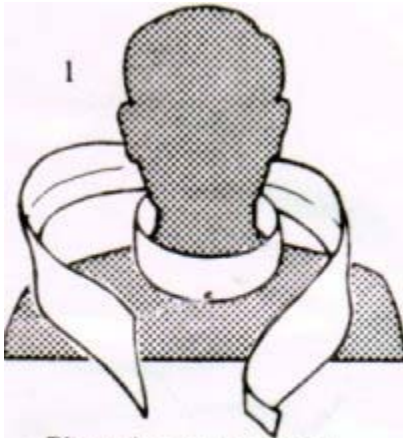
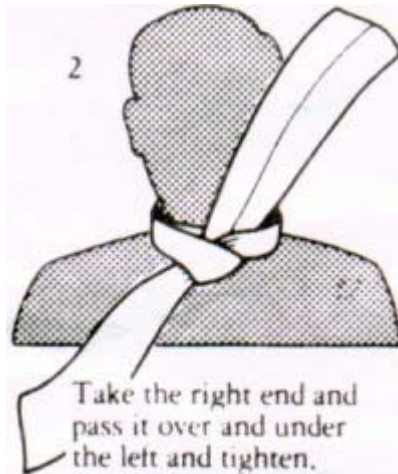


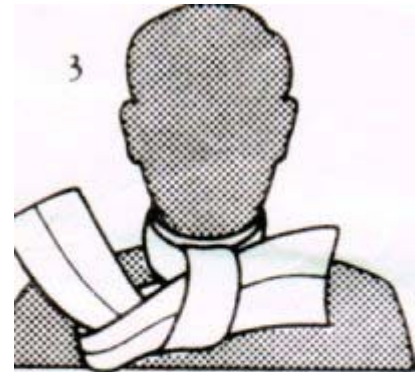
How To Tie an Untied Stock Tie



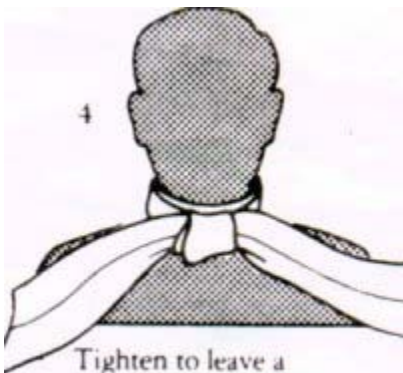
1
Place the tie round the neck and secure it to the shirt by the front stud.



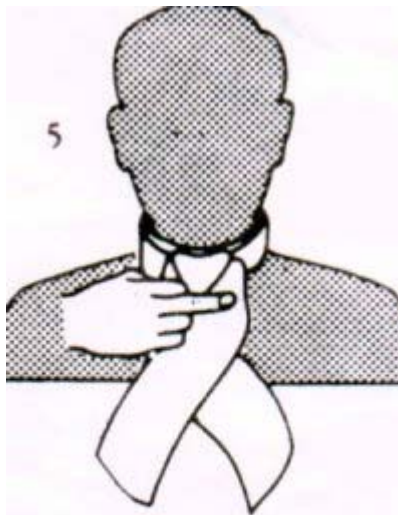
2
Take the right end and pass it over and under the left and tighten, leaving the left end hanging down.



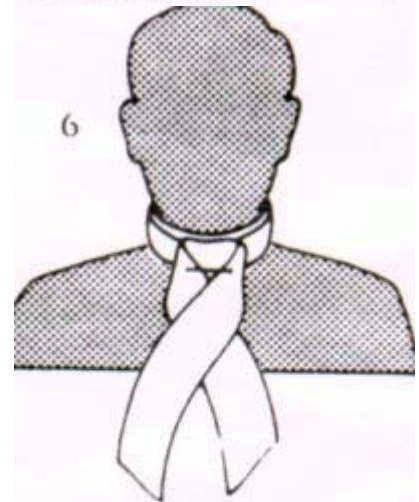
3
A loop is next made from the right end, and the left end is passed through this.



4
Tighten to leave a smooth-looking knot.



5
Cross the ends as illustrated and hold with the second finger of the right hand.



6
Secure at this point with a tiepin. This must lie straight after having secured both ends into the knot.

Diagram from Horse & Rider Etc